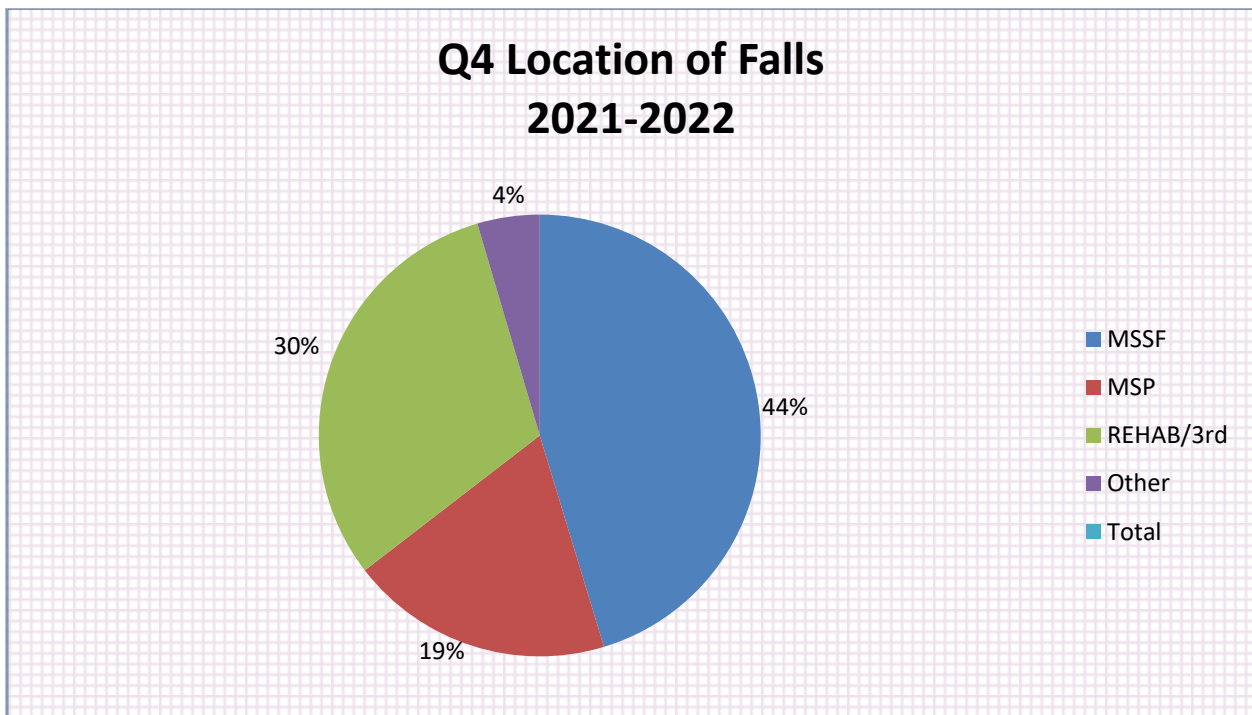
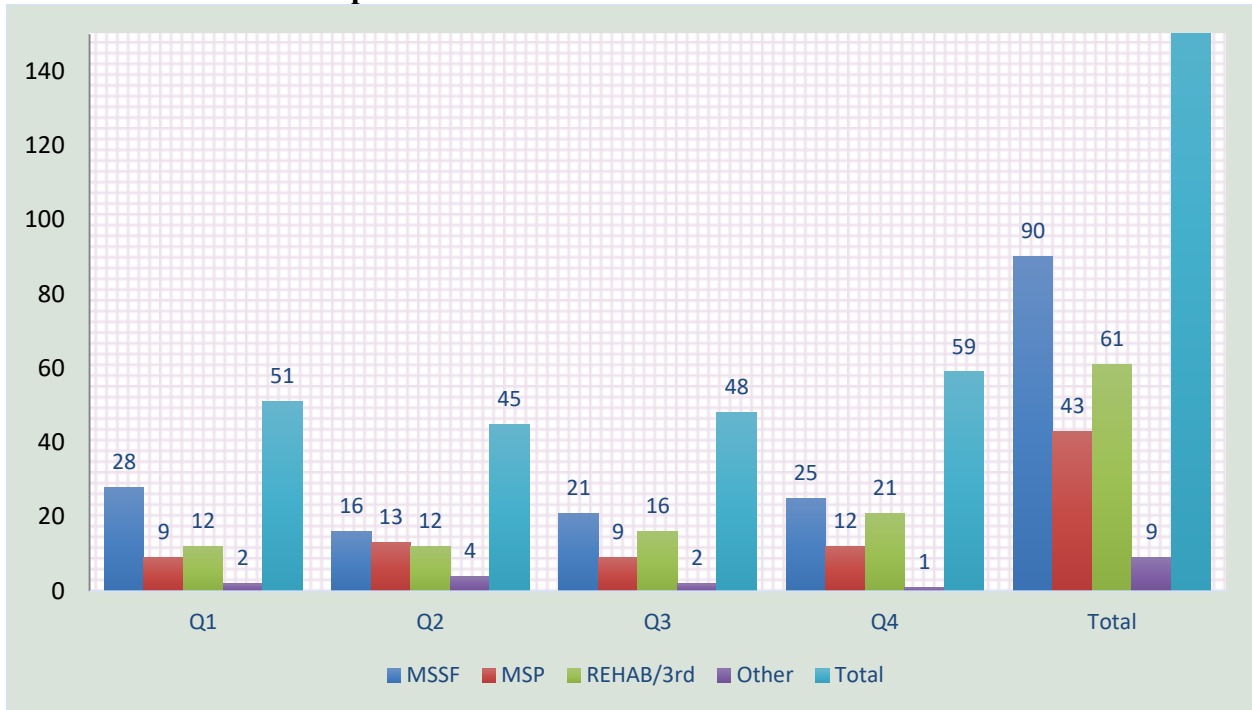


### Falls Committee Data Report Year to Date 2021-2022



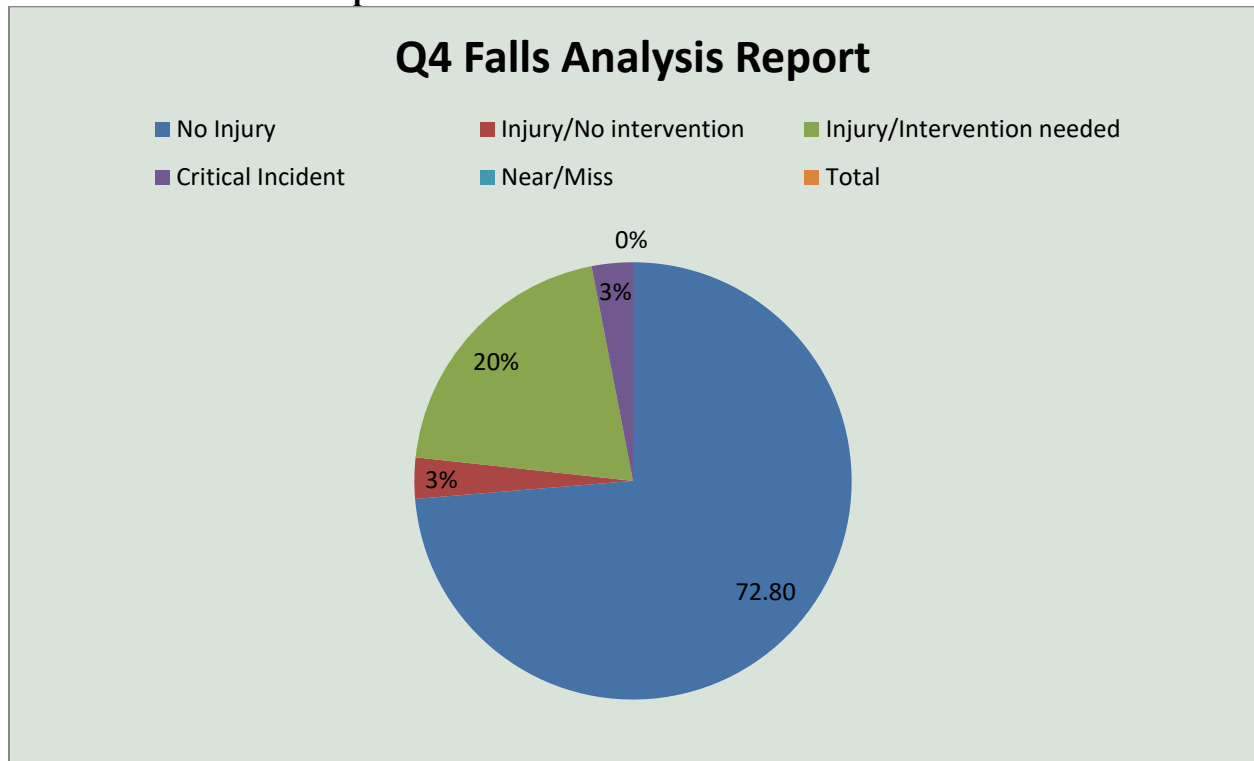
**Falls Committee Data Report Year to Date 2021-2022**

**Note:** 1 new category has been added to analysis for clarity- Injury-No intervention

	Witnessed	Unwitnessed	Total
Q1			
Q2	17	28	45
Q3	13	35	48
Q4	14	45	59

2021-2022	MSSF	MSP	REHAB/3rd	Other	Total
Q1	28	9	12	2	51
Q2	16	13	12	4	45
Q3	21	9	16	2	48
Q4	25	12	21	1	59
<b>Total</b>	<b>90</b>	<b>43</b>	<b>61</b>	<b>9</b>	<b>203</b>
	<b>MSSF</b>	<b>MSP</b>	<b>REHAB/3rd</b>	<b>Other</b>	<b>Total</b>
<b>Percentage</b>	<b>44%</b>	<b>19%</b>	<b>30%</b>	<b>4%</b>	

Falls Committee Data Report Year to Date 2021-2022



**Note:** 1 new category has been added to analysis for clarity- Injury-No intervention

### Falls Data Highlights

- Quarter 4 PSFDH falls rate per 1000 patient stay days is **7.7**. This is a increase of 1.2 since Quarter 3, bringing us further from the bench mark, which is **5** falls per 1000 patient days.
- Purposeful rounding continues
- Vocera presented to the board for Capital funding

Submitted May 9, 2022  
Nancy Paquin  
Manager Med/Surg